



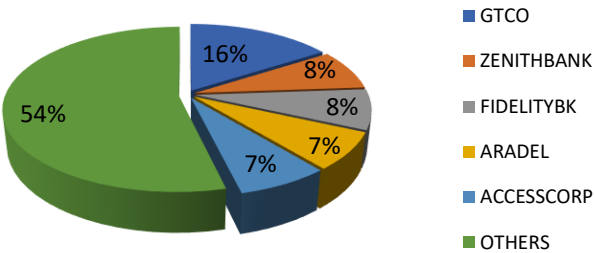
Bullish Momentum Returns as ASI Gains 0.86%; Sectoral Rotation Signals Investor Selectivity, Naira Appreciates Against the Dollar at the Official Market....

MARKET STATISTICS	CLOSE	PREVIOUS	TODAY'S%	YTD %
All Share Index (ASI)	109,968.48	109,028.62	0.86	6.84
Deals	19,519.00	15,927.00	22.55	
Volume	405,005,425.00	637,541,391.00	(36.47)	
Value	10,888,154,496	18,122,397,633	(39.92)	
Market Cap	69,344,404,130,004	68,751,740,306,882	0.86	10.49

SECTORED INDICES	CLOSE	PREVIOUS	TODAY'S % Δ
NGX BANKING	5,167.98	5,152.78	0.29
NGX INSURANCE	670.67	677.86	-1.06
NGX CONSUMER GOODS	7,429.51	7,485.44	-0.75
NGX OIL/GAS	3,116.30	3,119.18	-0.09
NGX INDUSTRIAL	7,994.04	7,825.10	2.16
NGX COMMODITY	10,394.72	10,326.88	0.66



Today's biggest transactions by %age of total naira votes



Equities Market Summary

The Nigerian equities market opened the trading week on a positive note, as the All-Share Index (ASI) rose by 0.86% to close at 109,968.48 points. Market capitalization also increased by ₦593 billion, reaching ₦69.34 trillion, reflecting renewed investor confidence. Market breadth was slightly positive, with 33 stocks advancing and 31 declining. Top gainers included Aradel (+9.98%), UPL (+9.86%), ABC Transport (+8.43%), Linkage Assurance (+8.16%), and C&I Leasing (+7.32%). On the flip side, Triple G, MRS, Chellarams, UACN Property REIT, and IMG led the losers' chart, with respective declines of 10.00%, 9.97%, 9.96%, 9.95%, and 9.91%. Sectoral performance was mixed. The Banking, Industrial Goods, and Commodity sectors posted gains of 0.29%, 2.16%, and 0.66%, respectively. In contrast, the Insurance, Consumer Goods, and Oil & Gas sectors recorded losses of 1.06%, 0.75%, and 0.09%, respectively. Trading activity was also mixed. Volume and value of trades dropped by 36.47% and 39.92%, respectively, while the number of deals rose by 22.55%. In total, 405.01 million shares worth ₦10.89 billion were exchanged in 19,519 deals.

Money Market

The Nigerian Interbank Offered Rate (NIBOR) declined across most tenors, except for the Overnight rate, which edged up by 11 basis points. Meanwhile, money market benchmarks were mixed, as the Open Repo Rate (OPR) rose by 8 basis points to 26.50%, while the Overnight Lending Rate (OVN) fell by 14 basis points to 26.78%.

The NITTY curve advanced across most tenors, yet the secondary market for Nigerian Treasury Bills was bullish, with the average yield falling by 6 basis points to 20.74%.

Bond Market

The FGN bond market saw a flattish activity, with yields staying mostly stable across different maturities. Nevertheless, the average yield on sovereign bonds remained muted at 18.99%.

The Nigerian sovereign Eurobond market experienced bearish sentiment, driven by strong investor sell-offs across the short-, mid-, and long-term segments of the yield curve, particularly in the MAR-29 maturities. Consequently, the average Eurobond yield rose by 2 basis points, closing at 9.78%.

Foreign Exchange Market

At the Nigerian Autonomous Foreign Exchange Market (NAFEM), the naira strengthened by 0.07% to close at ₦1,579.41 per US dollar, whereas in the parallel market, it closed at ₦1,610 per dollar.

Source: FMDQ, CBN, NGX, S&P Dow Jones, Cowry Research



Cowry Daily Market Insight 26 May 2025

MPR: 27.75%
Apr'25 Inflation Rate: 23.71%
Q4 2025 Real GDP: 3.84%

TENOR	NIBOR as @ 26/05/2025	NIBOR as @ 23/05/2025	PPT
Overnight	26.9143	26.8000	0.11
1 Month	27.0357	27.3929	-0.36
3 Months	27.5929	27.9286	-0.34
6 Months	28.0429	28.3571	-0.31

Source: FMDQ

TENOR	NITTY as @ 26/05/2025	NITTY as @ 23/05/2025	PPT
1Month	18.2538	18.1317	0.12
3 Months	18.9434	18.9090	0.03
6 Months	20.5063	20.4596	0.05
12 Months	23.9650	24.0507	-0.09

Source: FMDQ

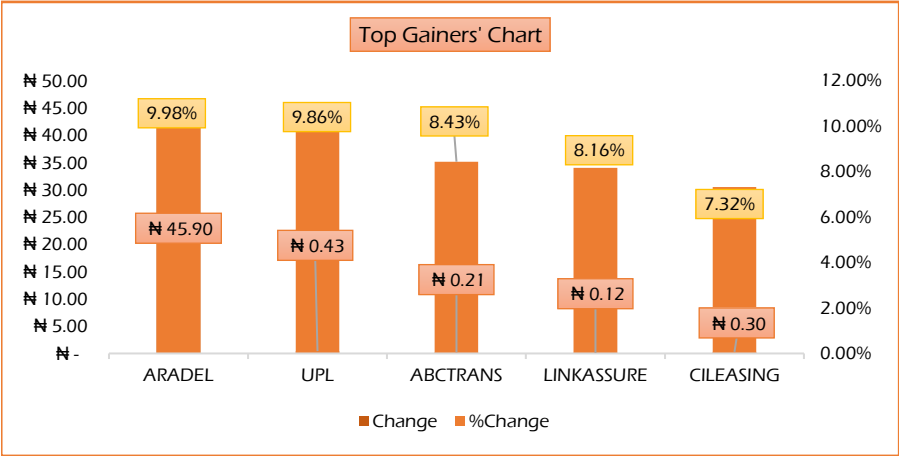
Bond Name	Maturity (Years)	Bid Price	Daily Δ	Offeryield	Yield YTD PPT Δ
16.29% FGN MAR 2027	10	95.16	0.00	19.53%	0.065
12.50% FGN MAR 2035	15	71.22	0.00	19.07%	0.042
16.25% FGN APR 2037	20	88.92	0.00	18.58%	0.032
12.98% FGN MAR 2050	30	77.49	0.00	16.83%	0.007

Source: FMDQ

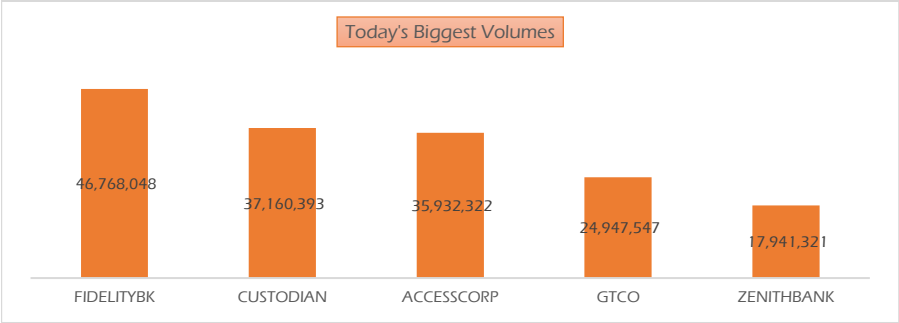
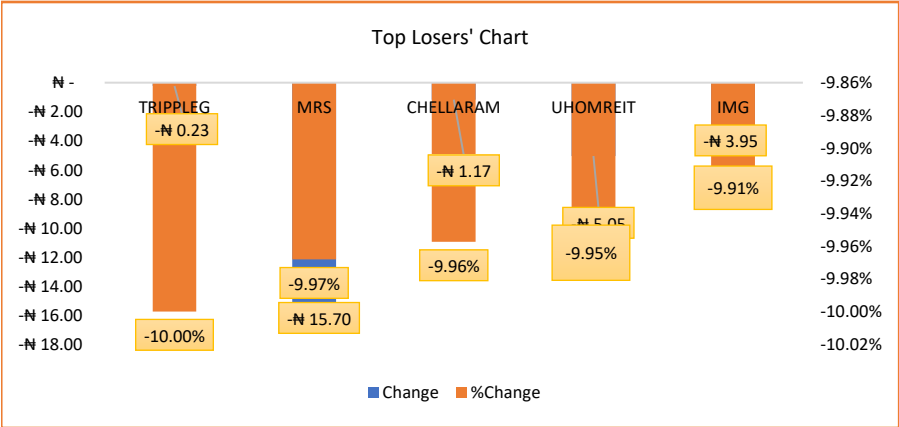
EurobondName	Maturity (Years)	Bid Price	Daily Δ	Offer Yield	Yield YTD PPT Δ
6.50 NOV 28, 2027	10	95.84	-0.12	8.37%	-0.003
7.69% FEB 23, 2038	20	80.26	-0.12	10.54%	0.002
7.62% NOV 28, 2047	30	73.54	-0.41	10.77%	0.004

USD/NGN Exchange Rate	26/05/2025	Previous	Daily %
I&E FX	₦1,579.41	₦1,580.44	0.07%
Parallel	₦1,610	₦1,610	0.00%

Major Currencies & Commodities	26/05/2025	Daily %	Yearly %
EURUSD	1.1383	0.13%	4.80%
GBPUSD	1.356	0.15%	6.17%
Crude Oil, \$/bbl	61.308	-0.36%	-1.20%
Brent, \$/bbl	64.634	-0.23%	-0.23%
Gold, \$/t.oz	3337.41	-0.61%	-0.03%
Cocoa, \$/T	9815.45	-4.52%	8.66%



Source: NGX



Source: NGX

WWW.COWRY

This report is produced by the Research Desk, Cowry Asset Management Limited (COWRY) as a guideline for Clients that intend to invest in securities on the basis of their own investment decision without relying completely on the information contained herein. The opinion contained herein is for information purposes only and does not constitute any offer or solicitation to enter into any trading transaction. While care has been taken in preparing this document, no responsibility or liability whatsoever is accepted by any member of COWRY for errors, omission of facts, and any direct or consequential loss arising from the use of this report or its contents.

Top 5 Advancers



+9.98%



University Press Plc
...the foremost publishers
R.C. 25783

+9.86%



+8.43%



+8.16%



+7.32%

Top 5 Decliners



Tripple Gee & Company PLC.
Security Prints, Packaging and RFID Smart Labels

-10.00%



-9.97%



-9.96%



-9.95%



-9.91%

Top 5 Trades by Value



N1.74 billion



N856 million



N855 million



N791 million



N783 million

Top 5 Trades by Volume



Fidelity
46.77million units



37.16million units



35.93 million units



24.95 million units



17.94 million units



Cowry Daily Market Insight 26 May 2025

MPR: 27.75%
Apr'25 Inflation Rate: 23.71%
Q4 2025 Real GDP: 3.84%

Corporate Bond Issuer	Description	Issue Date	Maturity Date	Coupon (%)	Yield (%)	Daily Δ
UNITED CAPITAL PLC	12.50 UNICAP I 28-MAY-2025	28-May-20	28-May-25	12.50	21.94	-0.66
PARTHIAN PARTNERS FUNDING SPV PLC	13.50 PAPF SPV I 27-Jul-2025	27-Jul-22	27-Jul-25	13.50	21.03	-0.24
UNION BANK OF NIGERIA PLC	15.75 UNION II 3-SEP-2025	07-Sep-18	03-Sep-25	15.75	20.34	-0.10
STERLING INV. MGT. PLC	16.25 STERLING INV. II 6-OCT-2025	05-Oct-18	06-Oct-25	16.25	23.14	-0.07
WEMA FUNDING SPV PLC	16.50 WEMA FUNDING SPV II 12-OCT-2025	12-Oct-18	12-Oct-25	16.50	23.28	-0.06
CORONATION MB FUNDING SPV PLC	6.25 CORO MB SPV I 30-NOV-2025	30-Nov-20	30-Nov-25	6.25	22.60	-0.01
FLOUR MILLS OF NIGERIA PLC	5.50 FLOURMILLS IV A 15-DEC-2025	14-Dec-20	15-Dec-25	5.50	21.40	-0.01
*CARDINALSTONE FINANCING SPV PLC	7.00 CARDINAL SPV I 30-DEC-2025	30-Dec-20	30-Dec-25	7.00	20.35	-0.07
FSDH FUNDING SPV PLC	8.50 FSDH SPV PLC IA 16-FEB-2026	16-Feb-21	16-Feb-26	8.50	22.22	-0.02
FSDH FUNDING SPV PLC	8.00 FSDH SPV PLC IB 16-FEB-2026	16-Feb-21	16-Feb-26	8.00	22.22	-0.02
*MECURE INDUSTRIES FUNDING SPV PLC	13.00 MECURE SPV PLC I 31-MAR-2026	31-Mar-21	31-Mar-26	13.00	23.59	-0.01
*FLOUR MILLS OF NIGERIA PLC	14.5 FLOURMILLS I 9-MAY-2026	09-May-23	09-May-26	14.50	22.68	-0.02
DANGOTE CEMENT PLC	12.50 DANGCEM IB 30-MAY-2026	26-May-21	30-May-26	12.50	23.52	0.05
ACCESS BANK PLC	15.50 ACCESS BANK 23-JUL-2026	23-Jul-19	23-Jul-26	15.50	23.86	-0.02
MTN NIGERIA COMMUNICATIONS PLC	13.50 MTNN IA 30-SEP-2026	30-Sep-22	30-Sep-26	13.50	22.27	0.03
SUNDRY FOODS FUNDING SPV PLC	13.50 SUNDRY SPV PLC I 15-DEC-2026	15-Dec-21	15-Dec-26	13.50	23.09	-0.02
EAT & GO FINANCE SPV PLC	14.25 EAT & GO FINANCE SPV 17-DEC-2026	17-Dec-19	17-Dec-26	14.25	24.38	-0.02
DANGOTE CEMENT PLC	11.85 DANGCEM IIA 30-APR-2027	27-Apr-22	30-Apr-27	11.85	20.40	0.03
AXXELA FUNDING 1 PLC	14.30 AXXELA I 20-MAY-2027	20-May-20	20-May-27	14.30	24.28	0.04
ACCELEREX SPV PLC	14.00 ACSP I 15-JUN-2027	15-Jun-22	15-Jun-27	14.00	24.68	0.04
NOVAMBL INVESTMENTS SPV PLC	12.00 NOVAMBL SPV I 23-JUL-2027	23-Jul-20	23-Jul-27	12.00	23.18	0.00
UNITED CAPITAL PLC	15.00 UNICAP II 14-SEP-2027	14-Sep-22	14-Sep-27	15.00	21.21	0.00
*NMRC	7.20 NMRC III 2-NOV-2027	02-Nov-20	02-Nov-27	7.20	24.90	0.04
VIATHAN FUNDING PLC	16.00 VIATHAN (GTD) 14-DEC-2027	15-Dec-17	14-Dec-27	16.00	22.00	0.03
FLOUR MILLS OF NIGERIA PLC	6.25 FLOURMILLS IV B 14-DEC-2027	14-Dec-20	14-Dec-27	6.25	20.89	0.01
BUA CEMENT PLC	7.50 BUACEM I 30-DEC-2027	30-Dec-20	30-Dec-27	7.50	22.26	0.03
*ARADEL HOLDINGS PLC	17.00 ARAD I 13-JAN-2028	13-Jan-23	13-Jan-28	17.00	21.68	0.02
MTN NIGERIA COMMUNICATIONS PLC	13.00 MTN COM PLC I 5-MAY-2028	05-May-21	05-May-28	13.00	20.25	0.01
DANGOTE CEMENT PLC	13.50 DANGCEM IC 30-MAY-2028	26-May-21	30-May-28	13.50	20.01	0.00
C&I LEASING PLC	15.50 C&I LEASING II 3-JUN-2028	03-Jun-21	03-Jun-28	15.50	22.79	0.02
CERPAC RECEIVABLES FUNDING SPV PLC	14.50 CERPAC-SPV III 15-JUL-2028	10-Sep-21	15-Jul-28	14.50	23.12	0.02
SUNDRY FOODS FUNDING SPV PLC	16.00 SUNDRY SPV PLC II 23-OCT-2028	23-Oct-23	23-Oct-28	16.00	20.33	0.00
ARDOVA PLC	13.30 ARDOVA PLC IA 12-NOV-2028	12-Nov-21	12-Nov-28	13.30	20.78	0.03

www.cowryasset.com

This report is produced by the Research Desk, Cowry Asset Management Limited (COWRY) as a guideline for Clients that intend to invest in securities on the basis of their own investment decision without relying completely on the information contained herein. The opinion contained herein is for information purposes only and does not constitute any offer or solicitation to enter into any trading transaction. While care has been taken in preparing this document, no responsibility or liability whatsoever is accepted by any member of COWRY for errors, omission of facts, and any direct or consequential loss arising from the use of this report or its contents.



Cowry Daily Market Insight 26 May 2025

MPR: 27.75%
Apr'25 Inflation Rate: 23.71%
Q4 2025 Real GDP: 3.84%

EAT & GO FINANCE SPV PLC	13.25 EAT & GO FINANCE SPV 8-MAR-2029	08-Mar-22	08-Mar-29	13.25	22.32	0.00
PRESKO PLC	12.85 PRESKO PLC 5-APR-2029	05-Apr-22	05-Apr-29	12.85 21.10		0.00
DANGOTE CEMENT PLC	12.35 DANGCEM IIB 30-APR-2029	27-Apr-22	30-Apr-29	12.35 20.60		0.00
*FLOUR MILLS OF NIGERIA PLC	22.00 FLOURMILLS II 30-MAY-2029	30-May-24	30-May-29	22.00 22.38		0.00
UNION BANK OF NIGERIA PLC	16.20 UNION III 27-JUN-2029	27-Jun-19	27-Jun-29	16.20 22.88		0.01
DANGOTE INDUSTRIES FUNDING PLC	12.75 DANGIFP IA 19-JUL-2029	19-Jul-22	19-Jul-29	12.75 21.39		0.01
GEREGU POWER PLC	14.50 GERP I 28-JUL-2029	28-Jul-22	28-Jul-29	14.50 22.11		0.00
*NMRC	14.90 NMRC I 29-JUL-2030	29-Jul-15	29-Jul-30	14.90 20.02		0.01
TSL SPV PLC	10.00 TSL SPV I (GTD) 6-OCT-2030	06-Oct-20	06-Oct-30	10.00 21.77		0.01
FBNQ MB FUNDING SPV PLC	6.25 FBNQ MB SPV II 16-DEC-2030	16-Dec-20	16-Dec-30	6.25 20.79		0.01
FIDELITY BANK PLC	8.50 FIDELITY I 7-JAN-2031	07-Jan-21	07-Jan-31	8.50 20.76		0.00
EAT & GO FINANCE SPV PLC	18.00 EGFS 22-FEB-2031	22-Feb-24	22-Feb-31	18.00 21.94		0.00
UAC OF NIGERIA PLC	21.50 UAC PLC I 14-OCT-2031	14-Oct-24	14-Oct-31	21.50 22.56		0.00
PRIMERO BRT SECURITISATION SPV PLC	17.00 PRIMERO BRT-SPV 27-OCT-2031	24-May-19	27-Oct-31	17.00 21.84		0.00
MTN NIGERIA COMMUNICATIONS PLC	12.75 MTN COM PLC II 4-NOV-2031	04-Nov-21	04-Nov-31	12.75 20.81		0.01
ARDOVA PLC	13.65 ARDOVA PLC IB 12-NOV-2031	12-Nov-21	12-Nov-31	13.65 20.98		0.00
GPC-SPV COMPANY PLC	13.00 GPC SPV PLC (GTD) 23-NOV-2031	23-Nov-21	23-Nov-31	13.00 20.48		0.00
PAT DIGITAL INFRA FUND SPV PLC	13.25 PAT SPV PLC (GTD) 2-FEB-2032	02-Feb-22	02-Feb-32	13.25 20.76		0.00
DANGOTE CEMENT PLC	13.00 DANGCEM IIC 30-APR-2032	27-Apr-22	30-Apr-32	13.00 20.13		0.01
DANGOTE INDUSTRIES FUNDING PLC	13.50 DANGIFP IB 19-JUL-2032	19-Jul-22	19-Jul-32	13.50 20.34		0.00
MTN NIGERIA COMMUNICATIONS PLC	14.50 MTNN IB 30-SEP-2032	30-Sep-22	30-Sep-32	14.50 19.70		0.00
DANGOTE INDUSTRIES FUNDING PLC	16.75 DANGIFP II 5-DEC-2032	05-Dec-22	05-Dec-32	16.75 20.78		0.00
*NMRC	13.80 NMRC II 15-MAR-2033	21-May-18	15-Mar-33	13.80 20.67		0.00
AXXELA FUNDING 1 PLC	21.00 AXXELA I 12-APR-2034	12-Apr-24	12-Apr-34	21.00 29.73		0.00
GEL UTILITY FUNDING SPV PLC	15.15 GEL UTILITY-SPV (GTD) 28-AUG-2034	28-Aug-19	28-Aug-34	15.15 21.25		0.00
DANGOTE CEMENT PLC	23.50 DANGCEM I 30-DEC-2034	30-Dec-24	30-Dec-34	23.50 24.10		0.00
APL FUNDING SPV PLC	23.00 APL SPV PLC I 30-DEC-2034	30-Dec-24	30-Dec-34	23.00 23.35		0.01
*LFZC FUNDING SPV PLC	13.25 LFZC II (GTD) 16-MAR-2042	10-May-22	16-Mar-42	13.25 19.60		0.00
*LFZC FUNDING SPV PLC	15.25 LFZC III (GTD) 29-MAR-2043	29-Mar-23	52319	15.25 19.37		0.00
FCMB GROUP PLC	16.00 FCMB I (PERP)	16-Feb-23	—	16.00 21.04		0.01
FCMB GROUP PLC	16.00 FCMB II (PERP)	24-Oct-23	—	16.00 20.52		

www.cowryasset.com

This report is produced by the Research Desk, Cowry Asset Management Limited (COWRY) as a guideline for Clients that intend to invest in securities on the basis of their own investment decision without relying completely on the information contained herein. The opinion contained herein is for information purposes only and does not constitute any offer or solicitation to enter into any trading transaction. While care has been taken in preparing this document, no responsibility or liability whatsoever is accepted by any member of COWRY for errors, omission of facts, and any direct or consequential loss arising from the use of this report or its contents.